


# EASTER I SPY


Find all the items inside the egg!

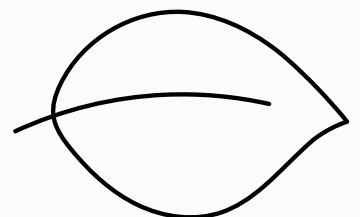
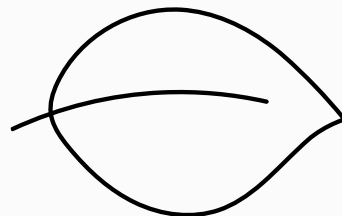
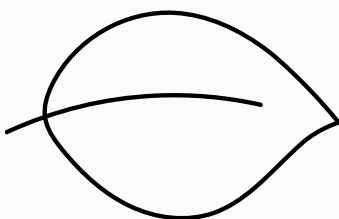

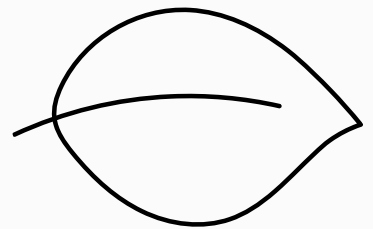
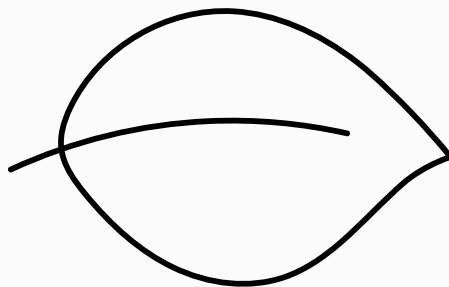









# Color, cut out, and build your own spring flower pot!

---

1. Start by coloring your pot
2. Color or decorate the flowers and leaves on the next page.
3. Cut out your colored flowers and leaves.
4. Now glue them to your flower pot!
5. You can also decorate the pot with whatever you have, stickers, paint— get creative!







# Build and decorate an Easter basket!

---

1. Color your basket and Easter eggs
2. Cut out the Easter eggs
3. Now glue them to your basket!
4. Use stickers, crayons, markers, tape, Pom poms— get creative!

